



ZENITH

Technical Specifications:

Pulsar’s Zenith is a high specification, pumping station management system. Pulsar’s proven, non-contacting, ultrasonic technology provides almost all known pumping routines in an easy-to-use package. By combining advanced ultrasonic level measurement with the control and monitoring of pumps, and providing many other control functions, it is possible to eliminate a PLC by using Zenith in a smaller station.



PHYSICAL

Mounting Option:	Fascia Mount:
Controller Body Dimensions:	200 mm x 112 mm (7.9 in x 4.4 in) front, 165 mm x 105 mm (6.5 in x 4.1 in) cut-out
Weight:	Nominal 1 kg (2.2 lb)
Enclosure Material / Description:	Stainless steel and polycarbonate, flame resistant to UL94 V0
Transducer Cable Extensions:	Twin Screened
Maximum Separation:	1,000 m (3,280 ft)

ENVIRONMENTAL

IP Rating:	IP64
Max. & Min. Temperature (Electronics):	-20 °C to +55 °C (-4 °F to +131 °F)
Flammable Atmosphere Approval:	For installation in non-flammable area only. Most compatible transducers suitable for flammable atmospheres. See sensor / transducer datasheet or brochure.
CE Approval:	EMC approval to BS EN 50081-1:1992 for emissions and BS EN50082:1995 for immunity, and to BS EN61010-1:1993 for low voltage directive
UL Approval:	UL Listed. UL Listed to Canadian safety standards. Certificate Number: E257330
Power Supply:	115 V AC +5%/ -10% 50/60 Hz, 220 V AC +5%/ -10%, 18-36 V DC

PERFORMANCE

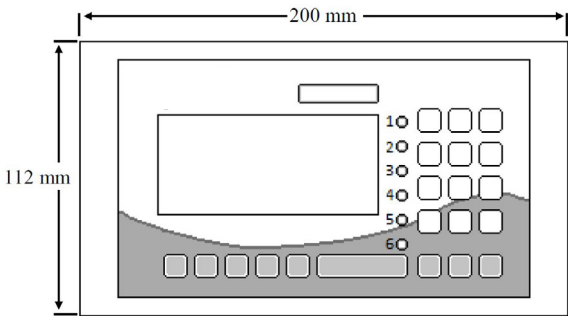
Accuracy:	+0.25% of the measured range or 6 mm whichever is greater
Resolution:	dBMACh3 0.3 mm (0.01 in), dB3 0.5 mm (0.02 in), dB6 and dB10 1 mm (0.04 in), dB15 1.5 mm (0.06 in), db25 2.5 mm (0.1 in), dB40 5 mm (0.2 in)
Range:	Depending upon transducer, from 125 mm to 40 m (4.9 in to 131.2 ft)
Echo Processing:	Patented DATEM (Digital Adaptive Tracking of Echo Movement)
Digital Communications:	RS485 Modbus RTU or Profibus DP V0 or V1

PROGRAMMING

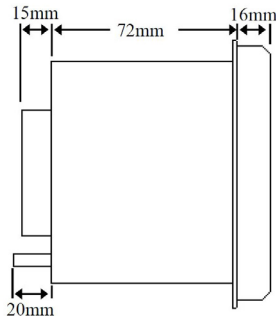
Onboard Programming:	Standard with integral keypad
PC Programming:	Via RS232 (RJ11 port)
Programming Security:	Via password (user selectable and adjustable)
Programmed Data Integrity:	Via non-volatile RAM, plus backup

INPUTS / OUTPUTS

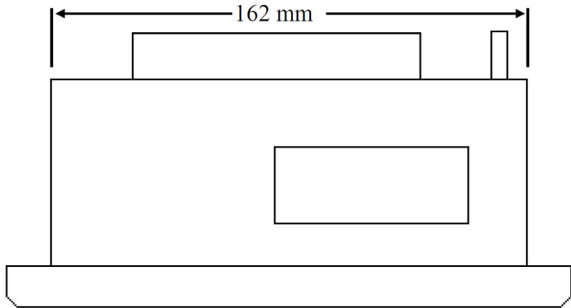
Volt-free Contacts::	6 form "C" (SPDT) 5A, 220 V AC
Digital Inputs:	7 NO or NC with 24 V DC internal supply, available max. 20mA
Analog Output (Adjustable):	Isolated output of 4-20mA or 0-20mA into 500 Ω (user programmable and adjustable) 0.1% resolution
Analog Input:	Isolated input for loop-powered device. 4-20mA source
Serial Output:	RS232 via RJ11 port
Display:	6 digits plus 12 character text, plus bar graph with direction indicators, remote communicator identifier, and program / run / test mode indicators



Zenith Drawing Front



Zenith Drawing Side



Zenith Drawing Top